

2012 Sundance Spas 680 Peyton

Specifications

Dimensions:	84" x 84" x 36" (213.5 cm x 213.5 cm x 91.5 cm)	
Seating Capacity:	6 Adults	
Dry Weight:	847 lbs (384 kg)	
Filled Weight (Spa Volume):	4,020 lbs (1,823 kg)	
Filled Weight (Average Fill):	3,686 lbs (1,672 kg)	
Water Capacity (Spa Volume):	380 US Gal (1,438 Liters)	
Water Capacity (Average Fill):	340 US Gal (1,287 Liters)	
Controls:	Solid-State Electronic Controls with LED Readout, Programmable Water Temperature, Filtration, and Heat Cycles	
Water Delivery:	2 High-Flow Pump	
Pump 1:	North America (60 Hz): 2-Speed/2.5 HP Continuous, 11A max., 56 Frame Export (50 Hz): 2-Speed/2.0 HP continuous, 8.0A max.	
Pump 2:	North America (60 Hz): 1-Speed/2.5 HP Continuous, 11A max., 56 Frame Export (50 Hz): 1-Speed/2.0 HP continuous, 8.0A max.	
Total Hydrojets:	35	
Seat A Jets:	4 DV, 2 DVX, 4 DXL	
Seat B Jets:	2 DL, 1 DVX	
Seat C Jets:	2 DX, 4 DVX	
Seat D Jets:	2 DXT	
Seat E Jets:	2 DX, 6 DL	
Seat F Jets:	2 DVL	
Foot Well Jets (G):	2 DVX	
Air Controls/Massage Selectors:	3 Air Control; No Massage Selector	
Filter:	50 ft ² Filter Cartridge System	
Water Treatment:	Factory installed CLEARRAY™ Water Purification System	
Lighting:	CL LED Lighting System 10 LED lights	
Synthetic Cabinet:	Available in Coastal and Mahogany	
Shell Colors:	North America: Platinum, Sand, Celestite, Sahara, Oyster, Copper Sand, Sea Mist Export (50 Hz): All North America colors	
Headrest:	Three, 1-piece gray	
Heater:	North America (60 Hz): 5.5 kW 240V High Flow Standard Export (50 Hz): 2.7 kW High Flow Standard	
Electrical Requirements:	North America (60 Hz): 240 VAC@40A, 50A or 60A Export (50 Hz): 230-240 VAC@20A, 30A or 40A; or Suitably Rated Circuit Breaker to Comply with Local Electrical Regulations. Certain Countries May Require 2 Power Inputs; Two GFCI/RCD Breakers are Required for This Configuration.	
Limited Warranty*:	North America (60 Hz): 5 Years Shell, 2 Years Shell Surface, 2 Years Plumbing Component Leaks, 2 Years Equipment and Controls, 1 Year Cabinet, 1 Year Jets, 1 Year Stereo Export (50 Hz): 5 Years Shell, 2 Years Shell Surface, 1 Year Plumbing Component Leaks, 1 Year Equipment and Controls, 1 Year Cabinet, 1 Year Jets, 1 Year Stereo	
Waterfall Feature:	Variable Valve Control	
Special Features:	Optional CL Stereo System with 4 Speakers; No Subwoofer	
Inground Model:	Not Available	

*(See Warranty Document for Specific Details)

Dimensions/Specifications Subject To Change Without Notice

2012 Sundance Spas 680 Peyton


Operation/New Features



- (A)** Air Control - Activates Seat A Jets (4 DV, 2 DVX, 4 DXL,) + Seat B Jets (2 DL, 1 DVX) + Seat F Jets (2 DVX)
- (B)** Air Control - Activates Seat C Jets (2 DX, 4 DVX) + Footwell Jets (2 DVX)
- (C)** Waterfall Selector [Pump 1] - Controls Waterfall Output
- (D)** Air Control - Activates Seat D Jets (2 DXT) + Seat E Jets (6 DL, 2 DX)

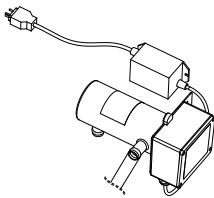
- Jets Pump 1: Powers Seat A Jets + Seat B Jets + Seat F + Waterfall when running
- Jets Pump 2: Seat C Jets + Seat D Jets + Seat E Jet + Footwell Jets when running

35 Total Jets

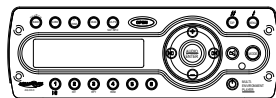


Spa Operation Subject To Change Without Notice

NEW FOR 2012!



CLEARARRAY™




New Aquatic Stereo
(with integrated iPod dock)



Standard - Jets with
Escutcheon

Standard - CL LED
Lighting System



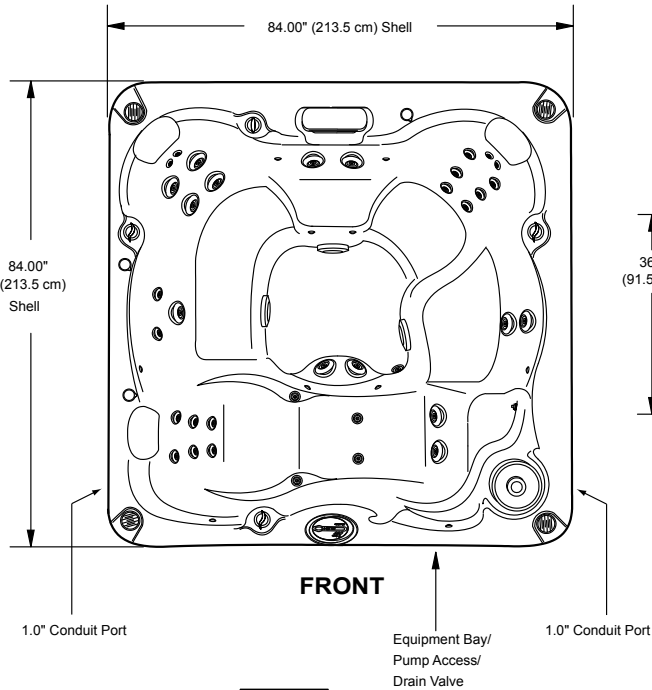
New DXT Jet with
Escutcheon

Dimensions/Specifications Subject To Change Without Notice

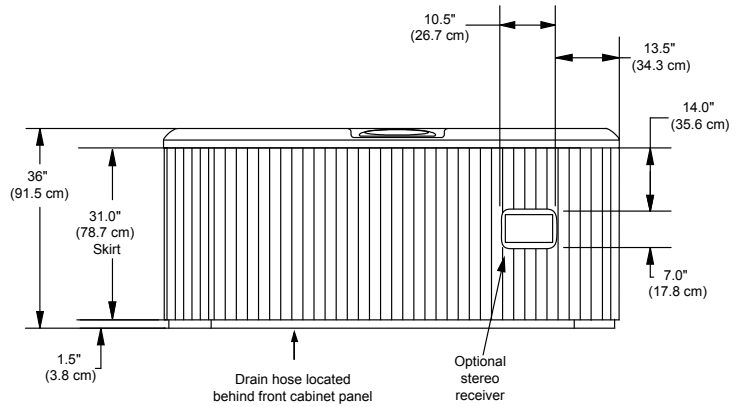
2012 Sundance Spas 680 Peyton

Portable Dimensions

TOP VIEW



FRONT VIEW
(Front view with stereo option shown)



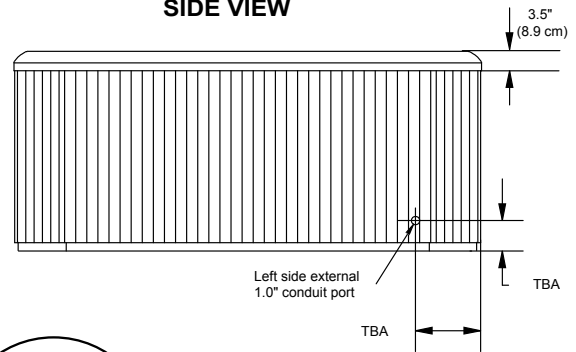
FRONT



IMPORTANT! Always measure each hot tub for exact dimensions BEFORE designing its foundational support and/or decking.



SIDE VIEW



BOTTOM VIEW

